


Luminaire Photograph



Light Output Ratio:	83.2%	
Luminaire Power:	11.24 W	
SHR Nominal:	0.75	Calculated using the TM5
SHR Maximum:	0.80	fine grid method.

C Range: 0 - 360DEG
C Interval: 30.0DEG
Test Speed: HIGH
Temperature: 25.3 °C
Operators: zoe
Test Date: 2024-9-12

γ Range: 0 - 180DEG
γ Interval: 1.0DEG
Test System: EVERFINE GO-SPEX500_V1 SYSTEM V2.00.461
Humidity: 65.0%
Test Distance: 3.160m [K=1.0000]
Remarks: LAMP: BXRH-30G10T0-C-83 Ra:90
LENS: PM-1082C 50R
DRIVER: SC20W150-500CG-4W 300mA
30minutes warm-up

LUMINOUS INTENSITY DISTRIBUTION DIAGRAM

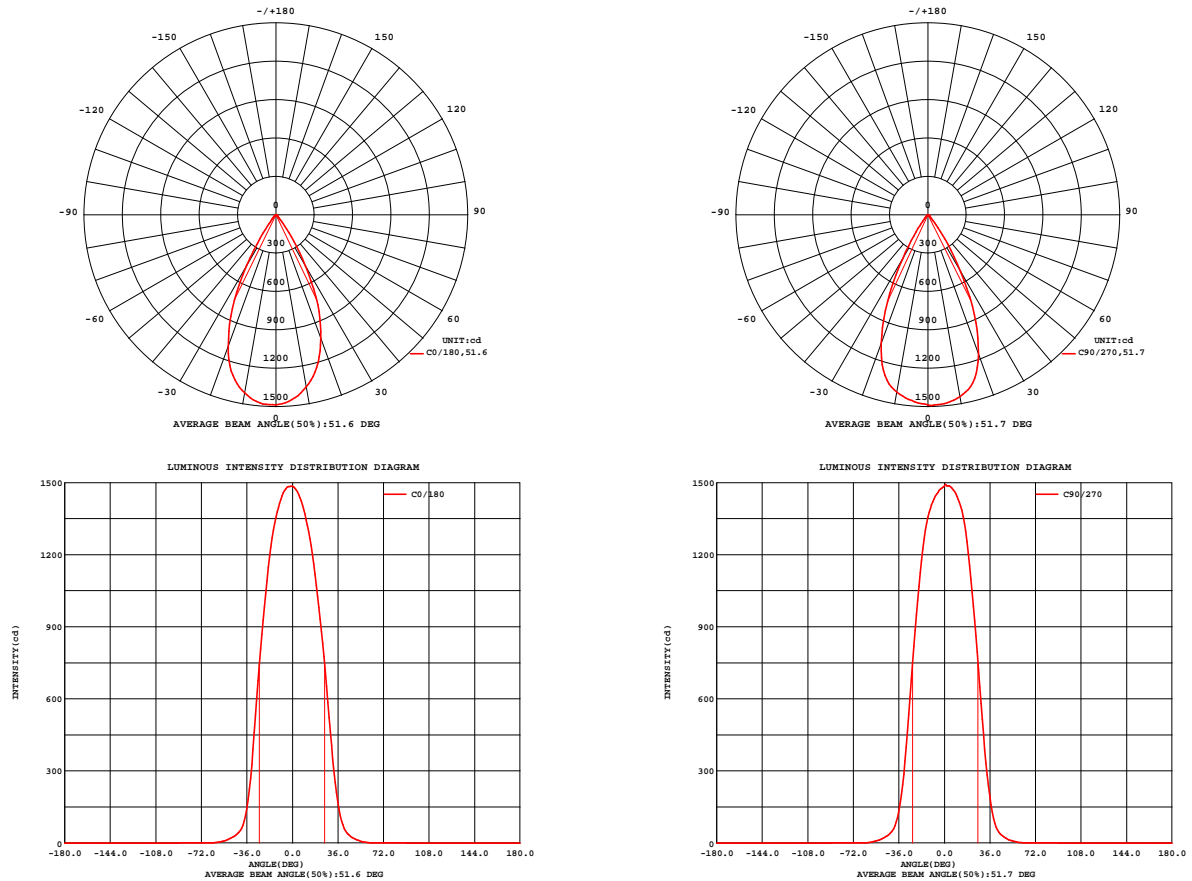


Fig. C0/C180

Fig. C90/C270

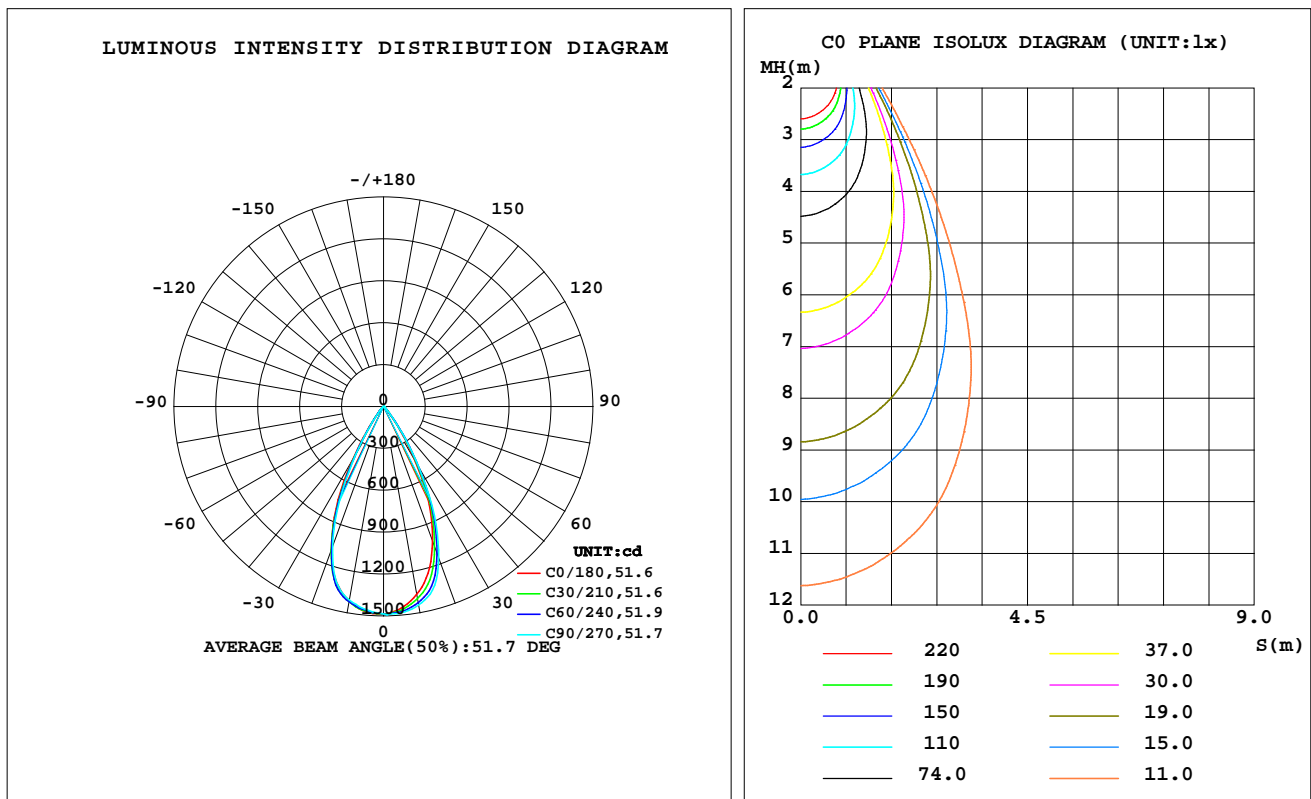
C Range: 0 - 360DEG
C Interval: 30.0DEG
Test Speed: HIGH
Temperature: 25.3 °C
Operators: zoe
Test Date: 2024-9-12

γ Range: 0 - 180DEG
γ Interval: 1.0DEG
Test System: EVERFINE GO-SPEX500_V1 SYSTEM V2.00.461
Humidity: 65.0%
Test Distance: 3.160m [K=1.0000]
Remarks: LAMP: BXRH-30G10T0-C-83 Ra:90
LENS: PM-1082C 50R
DRIVER: SC20W150-500CG-4W 300mA
30minutes warm-up

LUMINAIRE PHOTOMETRIC TEST REPORT

Test:U:220.21V I:0.0593A P:11.237W PF:0.8548 Freq:49.99Hz Lamp Flux:1227.27x1 lm		
NAME: 2419.205-UA-300	TYPE:	WEIGHT:
SPEC.: 3000K	DIM.:	SERIAL No.: 2409121200
MFR.: RISE	SUR.: 0.001884785m2	Shielding Angle:

DATA OF LAMP		PHOTOMETRIC DATA Eff: 90.82 lm/W			
MODEL	Brideglux	I _{max} (cd)	1492	S/MH(C0/180)	0.78
NOMINAL POWER(W)	11	LOR(%)	83.2	S/MH(C90/270)	0.75
RATED VOLTAGE(V)	220	TOTAL FLUX(lm)	1020.5	η UP,DN(C0-180)	0.0,42.9
NOMINAL FLUX(lm)	1227.27	CIE CLASS	DIRECT	η UP,DN(C180-360)	0.0,40.3
LAMPS INSIDE	1	η up(%)	0.0	CIBSE SHR NOM	0.75
TEST VOLTAGE(V)	220	η down(%)	83.2	CIBSE SHR MAX	0.80



C Range: 0 - 360DEG
C Interval: 30.0DEG
Test Speed: HIGH
Temperature:25.3℃
Operators:zoe
Test Date:2024-9-12

γ Range: 0 - 180DEG
γ Interval: 1.0DEG
Test System:EVERFINE GO-SPEX500_V1 SYSTEM V2.00.461
Humidity:65.0%
Test Distance:3.160m [K=1.0000]
Remarks: LAMP:BXRH-30G10T0-C-83 Ra:90
LENS:PM-1082C 50R
DRIVER:SC20W150-500CG-4W 300mA
30minutes warm-up

ZONAL FLUX DIAGRAM

ZONAL FLUX DIAGRAM:

γ	C0	C45	C90	C135	C180	C225	C270	C315	γ	Φ zone	Φ total	%lum,lamp
10	1367	1412	1443	1424	1413	1421	1407	1376	0- 10	138.1	138.1	13.5,11.3
20	1027	1096	1155	1117	1092	1094	1068	1041	10- 20	358.4	496.5	48.6,40.5
30	462.2	501.6	513.9	500.8	460.3	423.6	399.3	422.7	20- 30	356.5	852.9	83.6,69.5
40	76.29	82.89	81.90	73.19	61.80	59.57	59.86	62.38	30- 40	134.0	987.0	96.7,80.4
50	14.65	14.54	15.62	15.92	16.20	15.50	15.32	14.56	40- 50	26.44	1013	99.3,82.6
60	1.641	1.675	1.918	2.244	2.272	2.089	1.880	1.609	50- 60	6.446	1020	99.9,83.1
70	0.1469	0.1529	0.1641	0.1668	0.1518	0.1361	0.1238	0.1268	60- 70	0.5504	1020	100,83.1
80	0.0602	0.0563	0.0632	0.0587	0.0607	0.0481	0.0510	0.0465	70- 80	0.0996	1020	100,83.2
90	0	0	0	0	0	0	0	0	80- 90	0.0321	1021	100,83.2
100	0	0	0	0	0	0	0	0	90-100	0	1021	100,83.2
110	0	0	0	0	0	0	0	0	100-110	0	1021	100,83.2
120	0	0	0	0	0	0	0	0	110-120	0	1021	100,83.2
130	0	0	0	0	0	0	0	0	120-130	0	1021	100,83.2
140	0	0	0	0	0	0	0	0	130-140	0	1021	100,83.2
150	0	0	0	0	0	0	0	0	140-150	0	1021	100,83.2
160	0	0	0	0	0	0	0	0	150-160	0	1021	100,83.2
170	0	0	0	0	0	0	0	0	160-170	0	1021	100,83.2
180	0	0	0	0	0	0	0	0	170-180	0	1021	100,83.2
DEG	LUMINOUS INTENSITY:cd									UNIT:lm		

C Range: 0 - 360DEG
C Interval: 30.0DEG
Test Speed: HIGH
Temperature:25.3℃
Operators:zoe
Test Date:2024-9-12

γ Range: 0 - 180DEG
 γ Interval: 1.0DEG
Test System:EVERFINE GO-SPEX500_V1 SYSTEM V2.00.461
Humidity:65.0%
Test Distance:3.160m [K=1.0000]
Remarks: LAMP:BXRH-30G10T0-C-83 Ra:90
LENS:PM-1082C 50R
DRIVER:SC20W150-500CG-4W 300mA
30minutes warm-up

LUMINANCE LIMITATION CURVES

Test:U:220.21V I:0.0593A P:11.237W PF:0.8548 Freq:49.99Hz
Lamp Flux:1227.27x1 lm

NAME: 2419.205-UA-300

TYPE:

WEIGHT:

SPEC.: 3000K

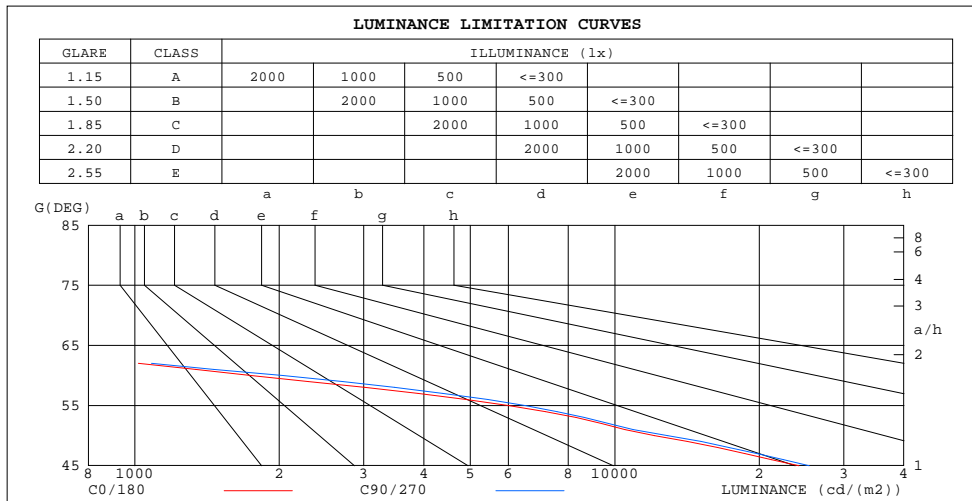
DIM.:

SERIAL No.: 2409121200

MFR.: RISE

SUR.: 0.001884785m²

Shielding Angle:



LUMINANCE cd/(m2)		
G(180)	C0/180	C90/270
85	223	213
80	184	193
75	193	214
70	228	254
65	405	408
60	1742	2034
55	6014	6506
50	12103	12884
45	24178	25393

C Range: 0 - 360DEG
C Interval: 30.0DEG
Test Speed: HIGH
Temperature:25.3℃
Operators:zoe
Test Date:2024-9-12

γ Range: 0 - 180DEG
γ Interval: 1.0DEG
Test System:EVERFINE GO-SPEX500_V1 SYSTEM V2.00.461
Humidity:65.0%
Test Distance:3.160m [K=1.0000]
Remarks: LAMP:BXRH-30G10T0-C-83 Ra:90
LENS:PM-1082C 50R
DRIVER:SC20W150-500CG-4W 300mA
30minutes warm-up

CU AND LUMINAIRE BUDGETARY ESTIMATE DIAGRAM

Test:U:220.21V I:0.0593A P:11.237W PF:0.8548 Freq:49.99Hz
Lamp Flux:1227.27x1 lm

NAME: 2419.205-UA-300

TYPE:

WEIGHT:

SPEC.: 3000K

DIM.:

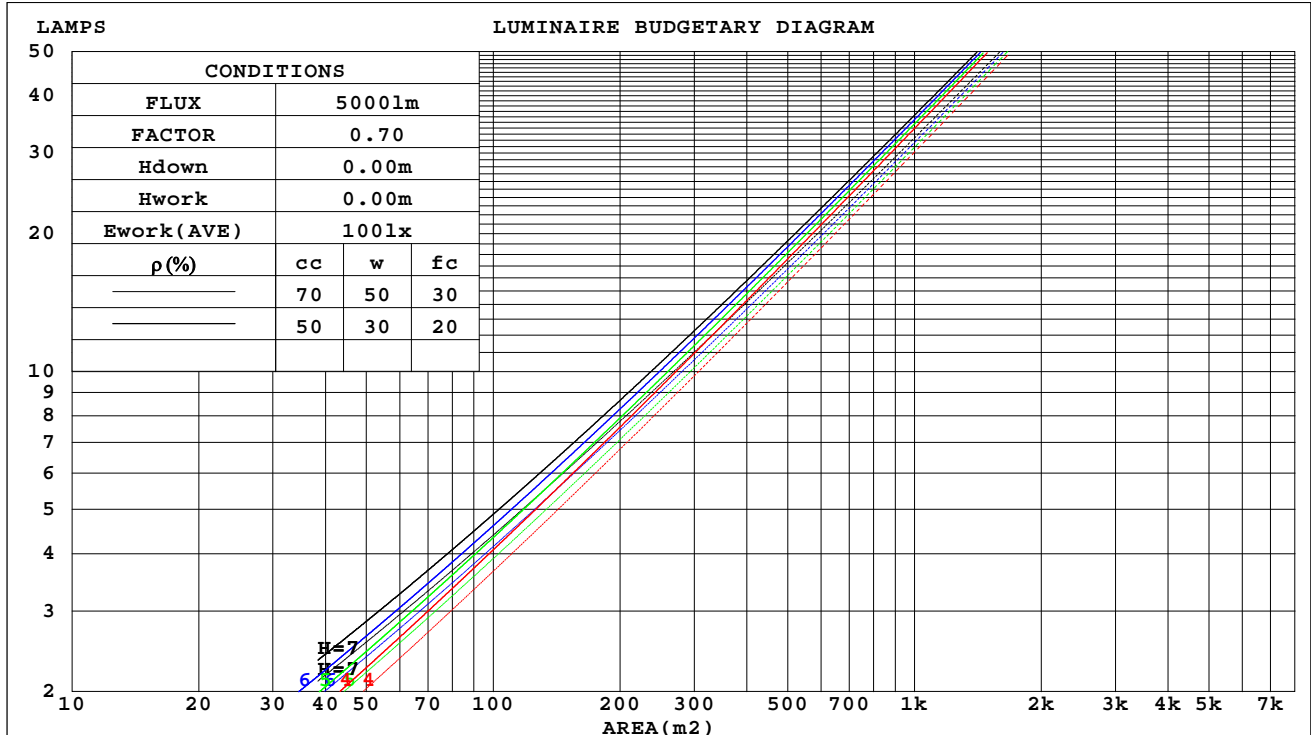
SERIAL No.: 2409121200

MFR.: RISE

SUR.: 0.001884785m2

Shielding Angle:

ρ_{cc}	80%			70%			50%			30%			10%			0
ρ_w	50%	30%	10%	50%	30%	10%	50%	30%	10%	50%	30%	10%	50%	30%	10%	0
ρ_{fc}	20%			20%			20%			20%			20%			0
RCR	RCR:Room Cavity Ratio															



C Range: 0 - 360DEG
C Interval: 30.0DEG
Test Speed: HIGH
Temperature:25.3℃
Operators:zoe
Test Date:2024-9-12

γ Range: 0 - 180DEG
 γ Interval: 1.0DEG
Test System:EVERFINE GO-SPEX500_V1 SYSTEM V2.00.461
Humidity:65.0%
Test Distance:3.160m [K=1.0000]
Remarks: LAMP:BXRH-30G10T0-C-83 Ra:90
LENS:PM-1082C 50R
DRIVER:SC20W150-500CG-4W 300mA
30minutes warm-up

WEC AND CCEC

Test:U:220.21V I:0.0593A P:11.237W PF:0.8548 Freq:49.99Hz Lamp Flux:1227.27x1 lm		
NAME: 2419.205-UA-300	TYPE:	WEIGHT:
SPEC.: 3000K	DIM.:	SERIAL No.: 2409121200
MFR.: RISE	SUR.: 0.001884785m2	Shielding Angle:

pcc	80%			70%			50%			30%			10%			0
pw	50%	30%	10%	50%	30%	10%	50%	30%	10%	50%	30%	10%	50%	30%	10%	0
pfc	20%			20%			20%			20%			20%			0
RCR	RCR:Room Cavity Ratio						Wall Exitance Coefficients(WEC)									
0.0																
1.0	.137	.078	.025	.131	.075	.024	.121	.069	.022	.111	.064	.021	.103	.059	.019	
2.0	.130	.071	.022	.125	.069	.021	.117	.065	.020	.109	.061	.019	.101	.057	.018	
3.0	.124	.066	.020	.120	.064	.019	.112	.061	.018	.105	.058	.018	.099	.055	.017	
4.0	.118	.061	.018	.114	.060	.018	.108	.057	.017	.102	.055	.017	.096	.052	.016	
5.0	.112	.057	.017	.109	.056	.016	.104	.054	.016	.099	.052	.015	.094	.050	.015	
6.0	.107	.054	.015	.104	.053	.015	.100	.051	.015	.095	.049	.015	.091	.048	.014	
7.0	.102	.051	.014	.100	.050	.014	.096	.049	.014	.092	.047	.014	.088	.046	.013	
8.0	.098	.048	.013	.096	.047	.013	.092	.046	.013	.089	.045	.013	.086	.044	.013	
9.0	.094	.046	.013	.093	.045	.013	.089	.044	.012	.086	.043	.012	.083	.042	.012	
10.0	.091	.043	.012	.089	.043	.012	.086	.042	.012	.083	.041	.012	.080	.040	.012	

pcc	80%			70%			50%			30%			10%			0	
pw	50%	30%	10%	50%	30%	10%	50%	30%	10%	50%	30%	10%	50%	30%	10%	0	
pfc	20%			20%			20%			20%			20%			0	
RCR	RCR:Room Cavity Ratio						Ceiling Cavity Exitance Coefficients(CCEC)										
0.0	.158	.158	.158	.135	.135	.135	.092	.092	.092	.053	.053	.053	.017	.017	.017		
1.0	.142	.131	.121	.121	.112	.104	.083	.077	.072	.048	.045	.042	.015	.014	.014		
2.0	.128	.110	.095	.110	.095	.082	.075	.066	.057	.043	.038	.034	.014	.012	.011		
3.0	.117	.094	.076	.101	.081	.066	.069	.057	.046	.040	.033	.027	.013	.011	.009		
4.0	.108	.082	.062	.093	.071	.054	.064	.049	.038	.037	.029	.022	.012	.009	.007		
5.0	.101	.072	.051	.087	.062	.044	.060	.044	.031	.035	.026	.019	.011	.008	.006		
6.0	.094	.064	.043	.081	.056	.037	.056	.039	.026	.032	.023	.016	.010	.007	.005		
7.0	.089	.058	.036	.076	.050	.032	.053	.035	.022	.031	.021	.013	.010	.007	.004		
8.0	.084	.053	.031	.072	.046	.027	.050	.032	.019	.029	.019	.011	.009	.006	.004		
9.0	.080	.048	.027	.069	.042	.023	.048	.029	.017	.028	.017	.010	.009	.006	.003		
10.0	.076	.045	.024	.066	.039	.021	.045	.027	.015	.027	.016	.009	.009	.005	.003		

C Range: 0 - 360DEG
C Interval: 30.0DEG
Test Speed: HIGH
Temperature:25.3℃
Operators:zoe
Test Date:2024-9-12

γ Range: 0 - 180DEG
γ Interval: 1.0DEG
Test System:EVERFINE GO-SPEX500_V1 SYSTEM V2.00.461
Humidity:65.0%
Test Distance:3.160m [K=1.0000]
Remarks: LAMP:BXRH-30G10T0-C-83 Ra:90
LENS:PM-1082C 50R
DRIVER:SC20W150-500CG-4W 300mA
30minutes warm-up

UGR(Unified Glare Rating) Table

Test:U:220.21V I:0.0593A P:11.237W PF:0.8548 Freq:49.99Hz Lamp Flux:1227.27x1 lm										
NAME: 2419.205-UA-300					TYPE:			WEIGHT:		
SPEC.: 3000K					DIM.:			SERIAL No.: 2409121200		
MFR.: RISE					SUR.: 0.001884785m2			Shielding Angle:		
ceiling/cavity	0.7	0.7	0.5	0.5	0.3	0.7	0.7	0.5	0.5	0.3
walls	0.5	0.3	0.5	0.3	0.3	0.5	0.3	0.5	0.3	0.3
working plane	0.2	0.2	0.2	0.2	0.2	0.2	0.2	0.2	0.2	0.2
Room dimensions	Viewed crosswise					Viewed endwise				
x = 2H y = 2H	18.6	19.5	18.9	19.7	19.8	19.2	20.1	19.5	20.3	20.4
3H	18.5	19.3	18.7	19.5	19.7	19.1	19.9	19.3	20.1	20.3
4H	18.4	19.1	18.7	19.4	19.6	19.0	19.7	19.3	20.0	20.2
6H	18.3	19.0	18.6	19.2	19.5	18.9	19.6	19.2	19.9	20.1
8H	18.3	18.9	18.6	19.2	19.4	18.9	19.5	19.2	19.8	20.1
12H	18.2	18.9	18.5	19.1	19.4	18.8	19.5	19.1	19.7	20.0
4H 2H	18.4	19.2	18.7	19.4	19.6	19.0	19.8	19.3	20.0	20.2
3H	18.2	18.9	18.5	19.1	19.4	18.8	19.5	19.1	19.7	20.0
4H	18.1	18.7	18.5	19.0	19.3	18.7	19.3	19.1	19.6	19.9
6H	18.0	18.5	18.4	18.9	19.2	18.6	19.1	19.0	19.5	19.8
8H	18.0	18.5	18.4	18.8	19.2	18.6	19.1	19.0	19.4	19.8
12H	17.9	18.4	18.3	18.7	19.1	18.5	19.0	18.9	19.3	19.7
8H 4H	18.0	18.5	18.4	18.8	19.2	18.6	19.1	19.0	19.4	19.8
6H	17.9	18.3	18.3	18.7	19.1	18.5	18.9	18.9	19.3	19.7
8H	17.8	18.2	18.3	18.6	19.0	18.4	18.8	18.9	19.2	19.6
12H	17.8	18.1	18.2	18.5	19.0	18.4	18.7	18.8	19.1	19.6
12H 4H	17.9	18.4	18.3	18.7	19.1	18.5	19.0	18.9	19.3	19.7
6H	17.8	18.2	18.3	18.6	19.0	18.4	18.8	18.9	19.2	19.6
8H	17.8	18.1	18.2	18.5	19.0	18.4	18.7	18.8	19.1	19.6
Variations with the observer position at spacings(CIE Pub.117):										
S = 1.0H	+ 3.9 / -13.9					+ 4.0 / -14.1				
1.5H	+ 6.0 / - 9.8					+ 6.3 / - 9.9				
2.0H	+ 6.3 / -17.4					+ 6.3 / -17.4				

CIE Pub.117, 1227 lm Total Lamp Luminous Flux Correct (8log(F/F0) = 0.7)
Area: 0.00188479 m2

C Range: 0 - 360DEG
C Interval: 30.0DEG
Test Speed: HIGH
Temperature:25.3℃
Operators:zoe
Test Date:2024-9-12

γ Range: 0 - 180DEG
γ Interval: 1.0DEG
Test System:EVERFINE GO-SPEX500_V1 SYSTEM V2.00.461
Humidity:65.0%
Test Distance:3.160m [K=1.0000]
Remarks: LAMP:BXRH-30G10T0-C-83 Ra:90
LENS:PM-1082C 50R
DRIVER:SC20W150-500CG-4W 300mA
30minutes warm-up

UTILIZATION FACTORS TABLE

Test:U:220.21V I:0.0593A P:11.237W PF:0.8548 Freq:49.99Hz Lamp Flux:1227.27x1 lm		
NAME: 2419.205-UA-300	TYPE:	WEIGHT:
SPEC.: 3000K	DIM.:	SERIAL No.: 2409121200
MFR.: RISE	SUR.: 0.001884785m2	Shielding Angle:

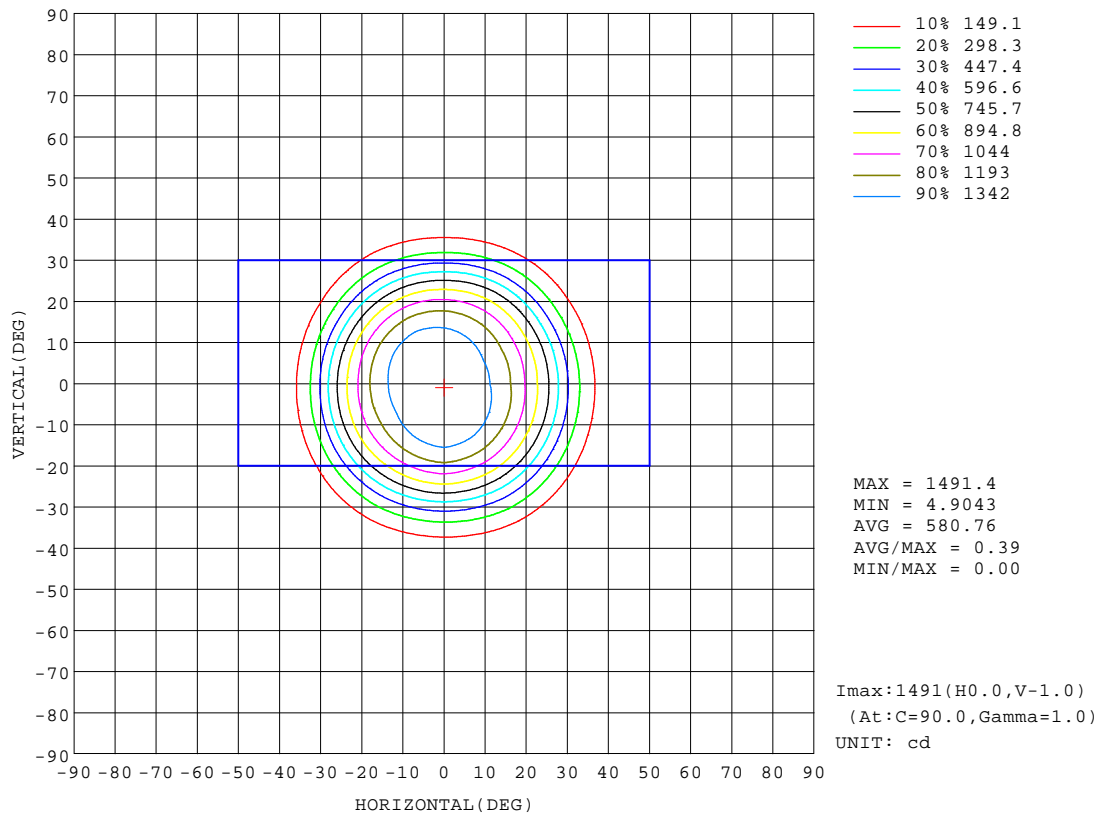
REFLECTANCE										
Ceiling	0.8	0.8	0.8	0.7	0.7	0.7	0.5	0.5	0.5	0
Walls	0.7	0.5	0.3	0.7	0.5	0.3	0.7	0.5	0.3	0
Working plane	0.2	0.2	0.2	0.2	0.2	0.2	0.2	0.2	0.2	0
ROOM INDEX	UTILIZATION FACTORS(PERCENT) $k(RI) \times RCR = 5$									
k = 0.60	74	69	66	74	69	66	73	69	66	63
0.80	80	76	73	80	76	73	79	75	73	70
1.00	84	79	77	83	79	76	82	79	76	73
1.25	87	83	80	86	82	80	84	81	79	76
1.50	89	85	83	88	85	82	86	84	81	78
2.00	91	88	85	90	87	85	88	85	83	79
2.50	92	89	87	91	88	86	88	86	85	80
3.00	93	91	89	92	90	88	89	87	86	81
4.00	95	93	91	93	92	90	90	89	88	82
5.00	96	94	93	94	93	92	91	90	89	83
ROOM INDEX	UF(total)									Direct
According to DIN EN 13032-2 2004			Suspended					SHRNOM = 1.25		

C Range: 0 - 360DEG
C Interval: 30.0DEG
Test Speed: HIGH
Temperature:25.3℃
Operators:zoe
Test Date:2024-9-12

γ Range: 0 - 180DEG
γ Interval: 1.0DEG
Test System:EVERFINE GO-SPEX500_V1 SYSTEM V2.00.461
Humidity:65.0%
Test Distance:3.160m [K=1.0000]
Remarks: LAMP:BXRH-30G10T0-C-83 Ra:90
LENS:PM-1082C 50R
DRIVER:SC20W150-500CG-4W 300mA
30minutes warm-up

ISOCANDELA DIAGRAM

Test:U:220.21V I:0.0593A P:11.237W PF:0.8548 Freq:49.99Hz Lamp Flux:1227.27x1 lm		
NAME: 2419.205-UA-300	TYPE:	WEIGHT:
SPEC.: 3000K	DIM.:	SERIAL No.: 2409121200
MFR.: RISE	SUR.: 0.001884785m2	Shielding Angle:

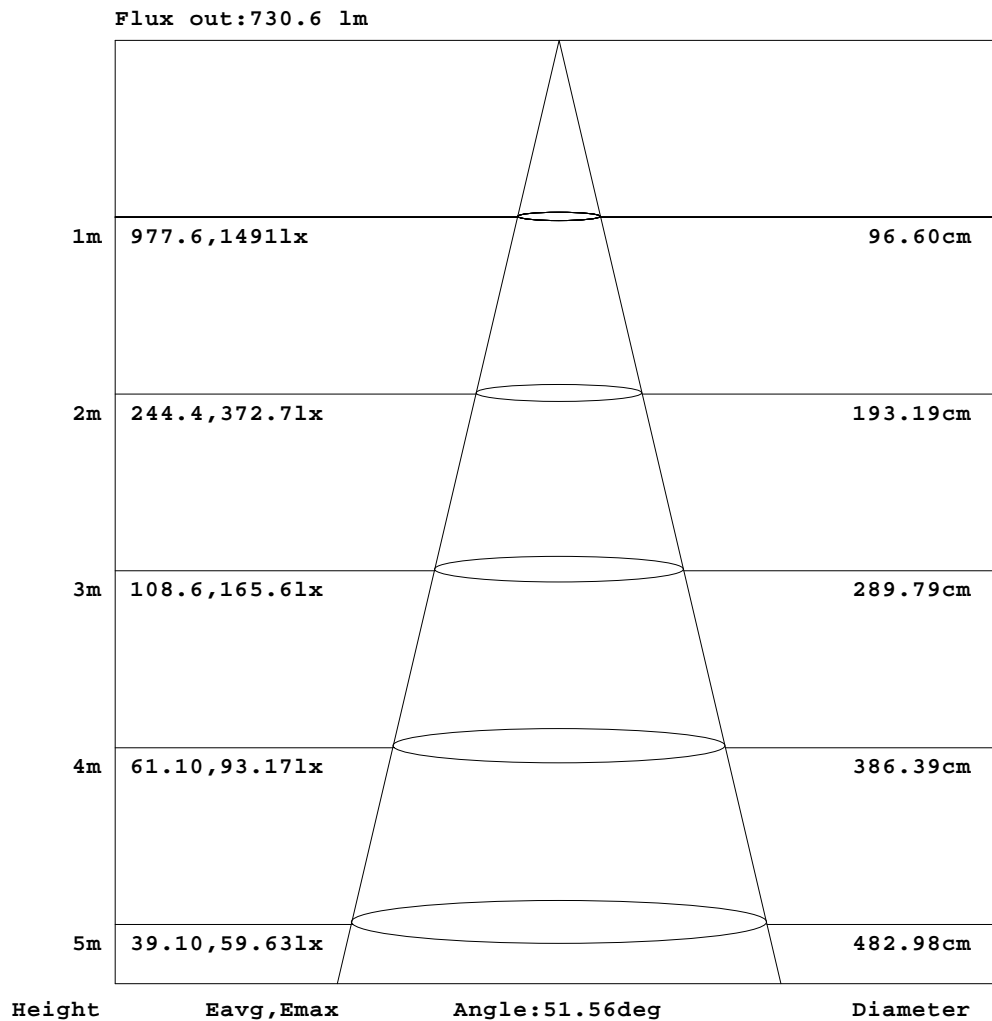


C Range: 0 - 360DEG
C Interval: 30.0DEG
Test Speed: HIGH
Temperature:25.3℃
Operators:zoe
Test Date:2024-9-12

γ Range: 0 - 180DEG
γ Interval: 1.0DEG
Test System:EVERFINE GO-SPEX500_V1 SYSTEM V2.00.461
Humidity:65.0%
Test Distance:3.160m [K=1.0000]
Remarks: LAMP:BXRH-30G10T0-C-83 Ra:90
LENS:PM-1082C 50R
DRIVER:SC20W150-500CG-4W 300mA
30minutes warm-up

AAI Figure

Test:U:220.21V I:0.0593A P:11.237W PF:0.8548 Freq:49.99Hz Lamp Flux:1227.27x1 lm		
NAME: 2419.205-UA-300	TYPE:	WEIGHT:
SPEC.: 3000K	DIM.:	SERIAL No.: 2409121200
MFR.: RISE	SUR.: 0.001884785m2	Shielding Angle:



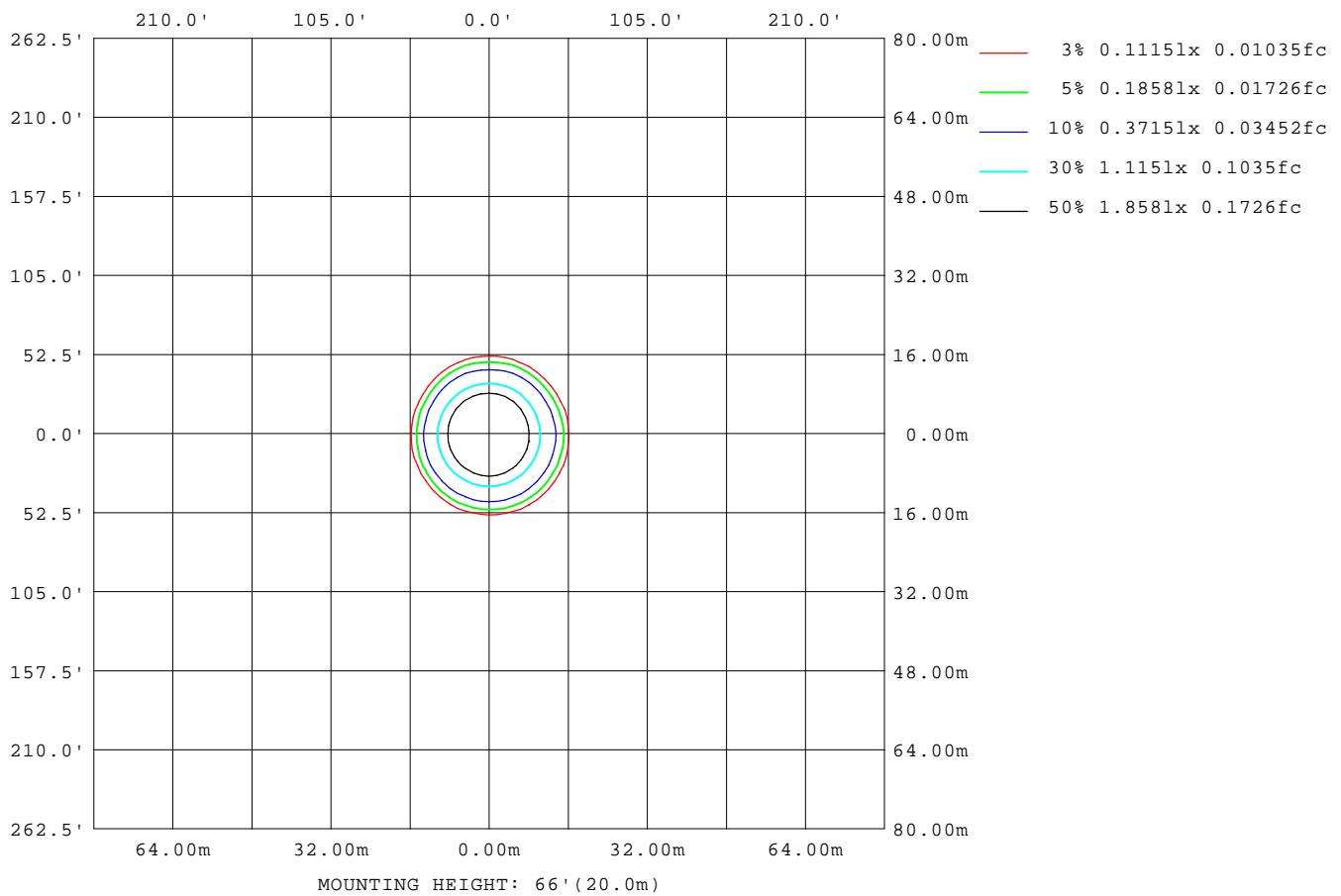
Note: The Curves indicate the illuminated area and the average illumination when the luminaire is at different distance.

C Range: 0 - 360DEG
C Interval: 30.0DEG
Test Speed: HIGH
Temperature: 25.3 °C
Operators: zoe
Test Date: 2024-9-12

γ Range: 0 - 180DEG
γ Interval: 1.0DEG
Test System: EVERFINE GO-SPEX500_V1 SYSTEM V2.00.461
Humidity: 65.0%
Test Distance: 3.160m [K=1.0000]
Remarks: LAMP: BXRH-30G10T0-C-83 Ra: 90
LENS: PM-1082C 50R
DRIVER: SC20W150-500CG-4W 300mA
30minutes warm-up

ISOLUX DIAGRAM

Test:U:220.21V I:0.0593A P:11.237W PF:0.8548 Freq:49.99Hz Lamp Flux:1227.27x1 lm		
NAME: 2419.205-UA-300	TYPE:	WEIGHT:
SPEC.: 3000K	DIM.:	SERIAL No.: 2409121200
MFR.: RISE	SUR.: 0.001884785m2	Shielding Angle:



C Range: 0 - 360DEG
C Interval: 30.0DEG
Test Speed: HIGH
Temperature:25.3℃
Operators:zoe
Test Date:2024-9-12

γ Range: 0 - 180DEG
γ Interval: 1.0DEG
Test System:EVERFINE GO-SPEX500_V1 SYSTEM V2.00.461
Humidity:65.0%
Test Distance:3.160m [K=1.0000]
Remarks: LAMP:BXRH-30G10T0-C-83 Ra:90
LENS:PM-1082C 50R
DRIVER:SC20W150-500CG-4W 300mA
30minutes warm-up

LED Avg.L Report

Test:U:220.21V I:0.0593A P:11.237W PF:0.8548 Freq:49.99Hz Lamp Flux:1227.27x1 lm		
NAME: 2419.205-UA-300	TYPE:	WEIGHT:
SPEC.: 3000K	DIM.:	SERIAL No.: 2409121200
MFR.: RISE	SUR.: 0.001884785m2	Shielding Angle:

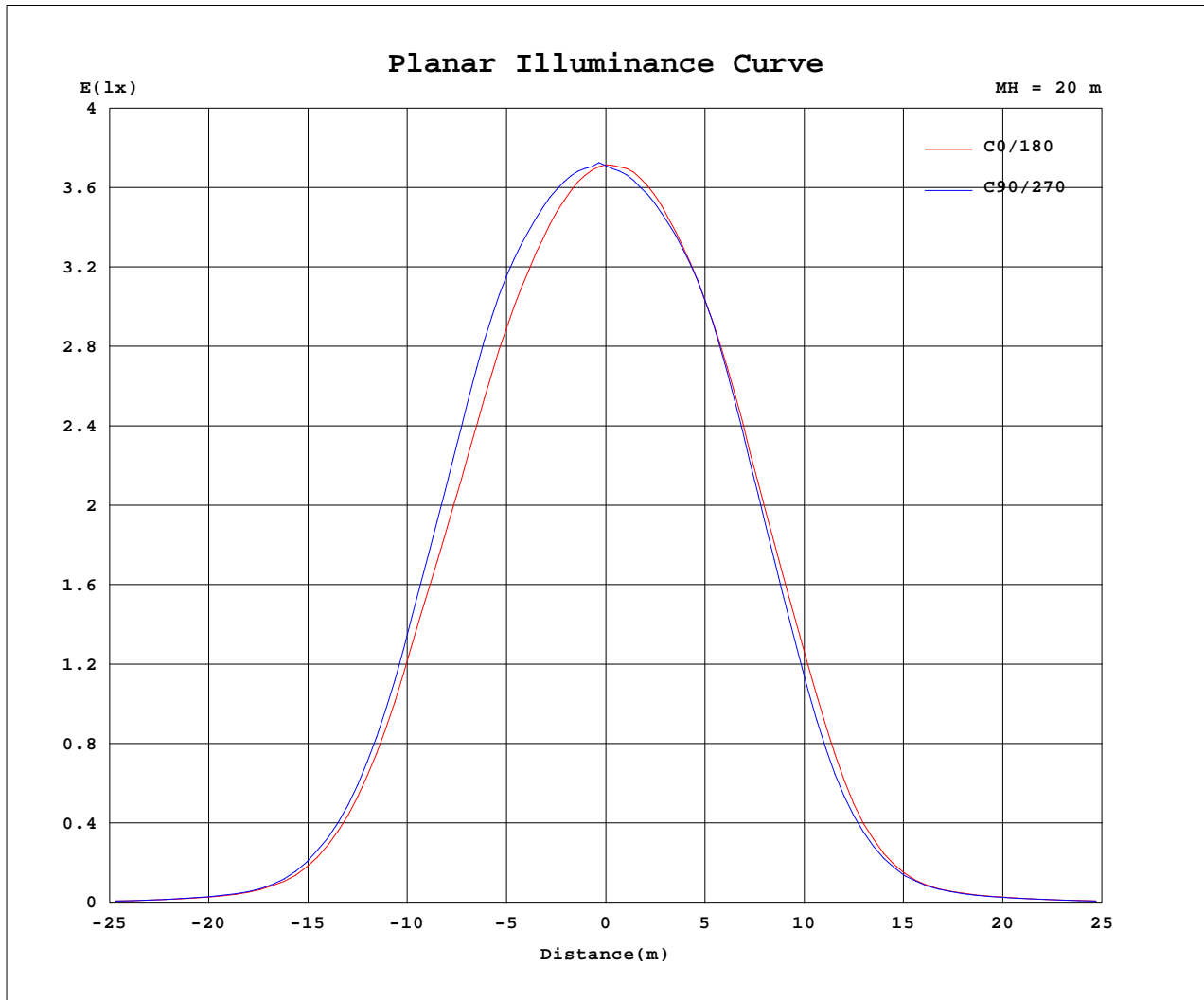
AvgL	cd/m2
L_0~180(65)av	427
L_0~180(75)av	196
L_0~180(85)av	210
L_90~270(65)av	409
L_90~270(75)av	191
L_90~270(85)av	196
L_45(65)av	411
L_45(75)av	185
L_45(85)av	152

Standard: GB/T 29293-2012

C Range: 0 - 360DEG
C Interval: 30.0DEG
Test Speed: HIGH
Temperature:25.3℃
Operators:zoe
Test Date:2024-9-12

γ Range: 0 - 180DEG
γ Interval: 1.0DEG
Test System:EVERFINE GO-SPEX500_V1 SYSTEM V2.00.461
Humidity:65.0%
Test Distance:3.160m [K=1.0000]
Remarks: LAMP:BXRH-30G10T0-C-83 Ra:90
LENS:PM-1082C 50R
DRIVER:SC20W150-500CG-4W 300mA
30minutes warm-up

Planar Illuminance Curve



C Range: 0 - 360DEG
 C Interval: 30.0DEG
 Test Speed: HIGH
 Temperature: 25.3 °C
 Operators: zoe
 Test Date: 2024-9-12

γ Range: 0 - 180DEG
 γ Interval: 1.0DEG
 Test System: EVERFINE GO-SPEX500_V1 SYSTEM V2.00.461
 Humidity: 65.0%
 Test Distance: 3.160m [K=1.0000]
 Remarks: LAMP: BXRH-30G10T0-C-83 Ra:90
 LENS: PM-1082C 50R
 DRIVER: SC20W150-500CG-4W 300mA
 30minutes warm-up



LUMINOUS DISTRIBUTION INTENSITY DATA

Test:U:220.21V I:0.0593A P:11.237W PF:0.8548 Freq:49.99Hz Lamp Flux:1227.27x1 lm		
NAME: 2419.205-UA-300	TYPE:	WEIGHT:
SPEC.: 3000K	DIM.:	SERIAL No.: 2409121200
MFR.: RISE	SUR.: 0.001884785m2	Shielding Angle:

Table--1

UNIT: cd

C(DEG) γ (DEG)	0	30	60	90	120	150	180	210	240	270	300	330						
0	1485	1485	1485	1485	1485	1485	1485	1485	1485	1485	1485	1485						
5	1450	1463	1474	1482	1481	1475	1474	1471	1464	1458	1451	1445						
10	1367	1398	1426	1443	1435	1413	1413	1421	1421	1407	1387	1365						
15	1236	1284	1331	1360	1335	1302	1302	1319	1324	1302	1271	1236						
20	1027	1071	1121	1155	1128	1106	1092	1098	1090	1068	1052	1029						
25	776	808	843	862	847	836	807	784	770	750	765	760						
30	462	487	516	514	511	490	460	426	421	399	422	424						
35	210	228	246	237	232	205	180	161	171	163	175	179						
40	76.3	77.9	87.9	81.9	80.6	65.8	61.8	57.9	61.2	59.9	61.1	63.7						
45	32.2	32.0	33.6	33.9	33.2	32.3	31.6	30.0	30.7	30.2	29.6	29.9						
50	14.7	14.1	15.0	15.6	15.8	16.0	16.2	15.3	15.7	15.3	14.8	14.3						
55	6.50	6.14	6.78	7.04	7.20	7.43	7.51	6.90	7.18	6.99	6.72	6.39						
60	1.64	1.66	1.69	1.92	2.12	2.37	2.27	2.15	2.03	1.88	1.63	1.59						
65	0.32	0.31	0.32	0.33	0.36	0.36	0.36	0.35	0.33	0.33	0.30	0.30						
70	0.15	0.15	0.16	0.16	0.17	0.17	0.15	0.14	0.13	0.12	0.12	0.13						
75	0.09	0.09	0.10	0.10	0.11	0.10	0.10	0.09	0.08	0.08	0.08	0.08						
80	0.06	0.06	0.06	0.06	0.06	0.06	0.06	0.05	0.05	0.05	0.04	0.05						
85	0.04	0.03	0.03	0.04	0.03	0.03	0.03	0.02	0.02	0.03	0.02	0.03						
90	0.00	0.00	0.00	0.00	0.00	0.00	0.00	0.00	0.00	0.00	0.00	0.00						
95	0.00	0.00	0.00	0.00	0.00	0.00	0.00	0.00	0.00	0.00	0.00	0.00						
100	0.00	0.00	0.00	0.00	0.00	0.00	0.00	0.00	0.00	0.00	0.00	0.00						
105	0.00	0.00	0.00	0.00	0.00	0.00	0.00	0.00	0.00	0.00	0.00	0.00						
110	0.00	0.00	0.00	0.00	0.00	0.00	0.00	0.00	0.00	0.00	0.00	0.00						
115	0.00	0.00	0.00	0.00	0.00	0.00	0.00	0.00	0.00	0.00	0.00	0.00						
120	0.00	0.00	0.00	0.00	0.00	0.00	0.00	0.00	0.00	0.00	0.00	0.00						
125	0.00	0.00	0.00	0.00	0.00	0.00	0.00	0.00	0.00	0.00	0.00	0.00						
130	0.00	0.00	0.00	0.00	0.00	0.00	0.00	0.00	0.00	0.00	0.00	0.00						
135	0.00	0.00	0.00	0.00	0.00	0.00	0.00	0.00	0.00	0.00	0.00	0.00						
140	0.00	0.00	0.00	0.00	0.00	0.00	0.00	0.00	0.00	0.00	0.00	0.00						
145	0.00	0.00	0.00	0.00	0.00	0.00	0.00	0.00	0.00	0.00	0.00	0.00						
150	0.00	0.00	0.00	0.00	0.00	0.00	0.00	0.00	0.00	0.00	0.00	0.00						
155	0.00	0.00	0.00	0.00	0.00	0.00	0.00	0.00	0.00	0.00	0.00	0.00						
160	0.00	0.00	0.00	0.00	0.00	0.00	0.00	0.00	0.00	0.00	0.00	0.00						
165	0.00	0.00	0.00	0.00	0.00	0.00	0.00	0.00	0.00	0.00	0.00	0.00						
170	0.00	0.00	0.00	0.00	0.00	0.00	0.00	0.00	0.00	0.00	0.00	0.00						
175	0.00	0.00	0.00	0.00	0.00	0.00	0.00	0.00	0.00	0.00	0.00	0.00						
180	0.00	0.00	0.00	0.00	0.00	0.00	0.00	0.00	0.00	0.00	0.00	0.00						

C Range: 0 - 360DEG
C Interval: 30.0DEG
Test Speed: HIGH
Temperature:25.3℃
Operators:zoe
Test Date:2024-9-12

γ Range: 0 - 180DEG
γ Interval: 1.0DEG
Test System:EVERFINE GO-SPEX500_V1 SYSTEM V2.00.461
Humidity:65.0%
Test Distance:3.160m [K=1.0000]
Remarks: LAMP:BXRH-30G10T0-C-83 Ra:90
LENS:PM-1082C 50R
DRIVER:SC20W150-500CG-4W 300mA
30minutes warm-up